

Translation

EU-Type Examination Certificate

Device with a measuring function for explosion protection
Directive 2014/34/EU

EU-Type Examination Certificate Number: **BVS 16 ATEX G 002 X**

Product: **Touchpoint Pro**

Manufacturer: **Honeywell Analytics Ltd.**

Address: **Poole, Dorset, BH17 0RZ, United Kingdom**

This product and any acceptable variation thereto are specified in the annex to this certificate and the documents therein referred to.

DEKRA EXAM GmbH, Notified Body number 0158, in accordance with Article 17 of Directive 2014/34/EU of the European Parliament and of the Council, dated 26 February 2014, certifies that this product has been found to comply with the Essential Health and Safety Requirements relating to the design and construction of products intended for use in potentially explosive atmospheres given in Annex II to the Directive.

The examination and test results are recorded in the confidential test report PFG-no. 41300316P.

Compliance with the Essential Health and Safety Requirements with respect to the measuring function for explosion protection has been assured by compliance with:

EN 60079-29-1:2007

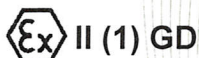
EN 50104:2010

EN 50271:2010

If the sign "X" is placed after the certificate number, it indicates that the product is subject to the Special Conditions for Use specified in the annex to this certificate.

This EU-Type Examination Certificate relates only to the design and construction of the specified product. Further requirements of the Directive apply to the manufacturing process and supply of this product. These are not covered by this certificate.

The marking of the product shall include the following:

 **Ex II (1) GD**

DEKRA EXAM GmbH
Bochum, 2016-11-21

Signed: Koch
Certifier

Signed: Kieseletter
Approver

13 **Annex**

14 **EU-Type Examination Certificate**

BVS 16 ATEX G 002 X

15 **Product description**

15.1 **Subject and type**

Control unit Touchpoint Pro

15.2 **Description**

The control unit Touchpoint Pro, when operated with remote sensors of types Sensepoint, Sensepoint HT or Sensepoint ppm or with transmitters with a 4-20 mA interface, is a fixed system for the measurement of flammable gases or vapours mixed with air, of oxygen or of toxic gases. The control unit can be mounted in various enclosures or in 19" racks. The control unit is not suitable for use in potentially explosive atmospheres of zones 0 and 1. Several components can be used in zone 2; see type examination certificate Sira 15ATEX4034X.

15.3 **Parameters**

not applicable

15.4 **Measuring function for explosion protection**

This EU-type examination certificate covers:

- Control unit Touchpoint Pro consisting of the following modules:
 - Control Centre Board, part-no. TPPR-V-2120, with software version 7.0.0.0
 - Redundant Control Centre Board, part-no. TPPR-V-2120, with software version 7.0.0.0
 - Communications Board, part-no. TPPR-P-2110, with software version 6.0.0.0
 - Local HMI, part-no. TPPR-V-0852, with software version 11.0.0.0
 - CM Motherboard, part-no. TPPR-P-2100
 - Bus Interface Board, part-no. TPPR-V-2130
 - Analogue Input Module mA, part-no. TPPR-V-1000, with software version 6.0.0.0
 - Analogue Input Module mV, part-no. TPPR-V-1010, with software version 6.0.0.0
 - Digital Input Module, part-no. TPPR-V-1030, with software version 6.0.0.0
 - Relay Output Module, part-no. TPPR-V-1040, with software version 6.0.0.0
 - Ring Coupling Module, part-no. TPPR-V-1050
 - Backplane 10 way, part-no. TPPR-P-0540
 - Backplane 9 way, part-no. TPPR-P-0530
 - Backplane 7 way, part-no. TPPR-P-0525
 - Backplane 5 way, part-no. TPPR-P-0520
- and software components:
 - Webserver with software version 7.0.0.0
 - Modbus with software version 4.0.0.0
 - Sensor Catalogue with software version 4.0.0.0
- when operated with remote sensor type Sensepoint the measurement of hydrogen, propane, n-butane, ethylene, propylene, methane, butanone, 2-propanol, ethanol, methanol, ethyl acetate, 1,2-epoxypropane, toluene, p-xylene and unleaded petrol mixed with air in the measuring range 0 % LEL to 100 % LEL
- when operated with remote sensor type Sensepoint HT the measurement of methane, propane, n-butane, n-nonane and hydrogen mixed with air in the measuring range 0 % LEL to 100 % LEL
- when operated with remote sensor type Sensepoint ppm the measurement of methane and ethylene mixed with air in the measuring range 0 % LEL to 10 % LEL
- when operated with transmitters with a 4-20 mA interface (2-wire or 3-wire) the measurement of the flammable gases and vapours which are listed in the EC- or EU-type examination certificate of the transmitter

- when operated with transmitters with a 4-20 mA interface (2-wire or 3-wire) the measurement of oxygen (measurement of inertisation) according to the EC- or EU-type examination certificate of the transmitter
- use of the following outputs for safety relevant purposes:
 - Relays
- use of the following accessories:
 - not applicable

The EU-type examination includes the following deviations from the operating conditions required by EN 60079-29-1 or EN 50104:

- Extended range at the test Unpowered Storage: -40 °C to +65 °C
- Extended range of temperature at operation:
 - 40 °C to +70 °C (I/O modules)
 - 20 °C to +55 °C (control module, wall mounted enclosure)
 - 20 °C to +65 °C (control module, otherwise)

16 Test report

PFG-no. 41300316P of 2016-11-21

17 Special Conditions for Use

- When using 4-20 mA transmitters, pay particular attention to the following:
 - The specifications of the 4-20 mA interface
 - Behaviour with currents less than 4 mA
 - Behaviour with currents in excess of 20 mA
- For each channel, the alarm with the highest significance for safety shall be configured as Latching.
- Relay Outputs for safety-related switching operations must be configured as Alarm Update Enable not selected.
- Time delayed relays should not be used for safety related purposes. If their use is unavoidable, the delay time shall be set to the minimum possible for the required operation. The maximum possible rate of increase of gas concentration shall be taken into account when determining the delay time.
- A latching Fault Relay shall be associated with each channel using Sensepoint ppm catalytic sensors to achieve a reliable indication in the event of the sensor being flooded with high gas concentrations. A Master fault relay may be configured where appropriate, or one or more designated relays configured in the Cause and effect matrix.
- All controls, including digital inputs, inputs from webserver and inputs from Modbus shall be protected against unauthorised or inadvertent interference or operation.
- When monitoring flammable gases or vapours, the following configuration limits shall be observed:
 - The parameter Under Range Fault Limit shall not be set below -10 %FSD.
 - The parameter Zero Suppression Positive shall not be set above +5 %FSD.
 - The parameter Over Range Warning Latch shall be set to latching when used with remote sensors or transmitters which may give indications within their measuring range at gas concentrations above the configured measuring range.
- When monitoring oxygen, the following configuration limits shall be observed:
 - The parameter "Under Range Fault Limit" or the parameter "Zero Suppression Negative" shall not be set below -2 %FSD.
 - The parameter "Zero Suppression Positive" shall not be set above +2 %FSD.

18 Essential Health and Safety Requirements


The Essential Health and Safety Requirements with respect to the measuring function for explosion protection are covered by the standards listed under item 9.

19 Drawings and Documents

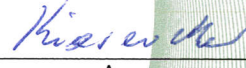
Drawings and documents are listed in the confidential test report.

We confirm the correctness of the translation from the German original.
In the case of arbitration only the German wording shall be valid and binding.

DEKRA EXAM GmbH
Bochum, dated 2016-11-21



Certifier



Approver

